



Monterey County Water Resources Agency **RECOMMENDED BUDGET**

Fiscal Year Ending June 30th **2016**





This page intentionally left blank.

Water Resources Agency

The Salinas River was the original main source for irrigation, but by 1872, farmers in the Salinas Valley turned to groundwater. By 1900, wells were so common to the point by 1930 there were concerns about seawater intrusion. Combined with continual flooding in the valley, the concerns prompted the formation of the Monterey County Flood Control and Water Conservation District (MCFCWCD) in 1947.



The MCFCWCD became the Monterey County Water Resources Agency (MCWRA) in 1991, with an updated mandate to provide for the control of flood and storm waters, conservation of such waters through storage and percolation, control of groundwater extraction, protection of water quality, reclamation of water, exchange of water, and the construction and operation of hydroelectric power facilities. MCWRA area covers all of Monterey County, including the Salinas Valley Groundwater Basin. The MCWRA consists of 26 funds.

The MCWRA has a nine-member board. The board is made up of members appointed by the Monterey County Farm Bureau, Monterey Grower-Shipper Association, the County Agricultural Advisory Committee, five members appointed by the County Board of Supervisors (one from each district), and a member appointed by the Mayor Select Committee. The board is under the governance of the Board of Supervisors.

The MCWRA actively addresses the following Board Strategic Initiatives: Strategic Initiative No. 3-Streamline County operations for greater accountability and efficiency of service delivery and cost savings; Strategic Initiative No. 5-Plan and develop a sustainable physical infrastructure that improves the quality of life for County residents and supports economic development initiatives; and Strategic Initiative No. 6- Promote the use of alternative energy sources and related best practices that benefit the environment.

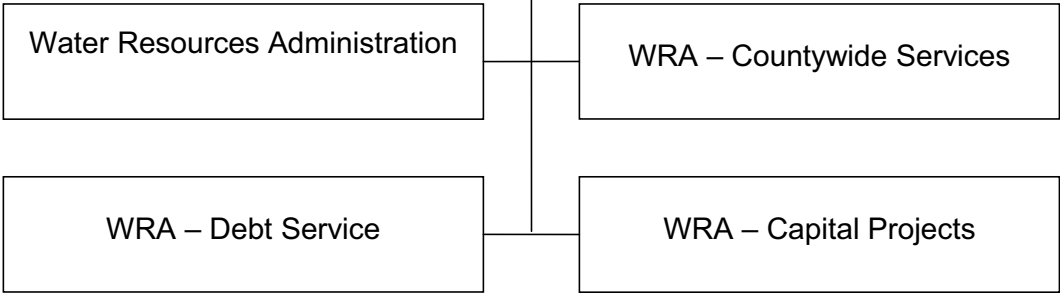
The biggest challenge for MCWRA is halting seawater intrusion in the Salinas Valley Groundwater Basin, which was studied, identified and documented by the State of California Department of Public Works (who later became the Department of Water Resources) in 1946. Since the study in 1946, seawater intrusion has progressed steadily inland. The MCWRA has continued to study the seawater intrusion mechanisms and selected and implemented several projects to halt seawater intrusion.

MCWRA major funds consist of: Administration (Fund 111); Pajaro River Levee (Fund 112); Countywide (Fund 113); Nacimiento and San Antonio Non O&M (Funds 114/115); Zone 2C Dam Operations and Administration (Fund 116); Castroville Seawater Intrusion (CSIP) Zone 2B (Fund 119); Reclamation Ditch Operations and Maintenance (Fund 122); Nacimiento Hydroelectric Plant Operations and Maintenance (Fund 130); Castroville Seawater Intrusion (CSIP) Operations and Maintenance (Fund 131); Salinas Valley Reclamation Project (SVRP) (Fund 132); Salinas Valley Water Project (SVWP) Bond Revenue (Fund 133); Salinas River Diversion Facility Operations and Maintenance (Fund 134); Castroville Seawater Intrusion (CSIP) Debt Service (Fund 303); and the Monterey Financing Authority Debt Service (Fund 313).

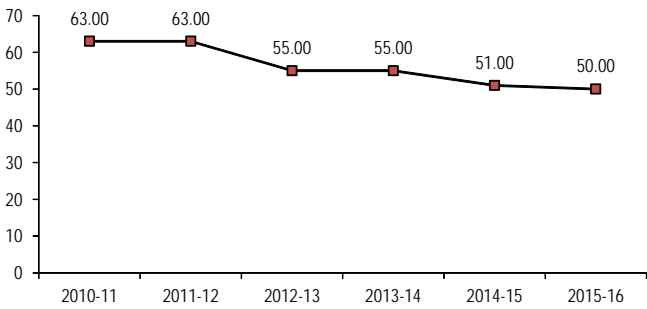


Operating Budget: \$22,524,556
Positions (FTEs): 50.00

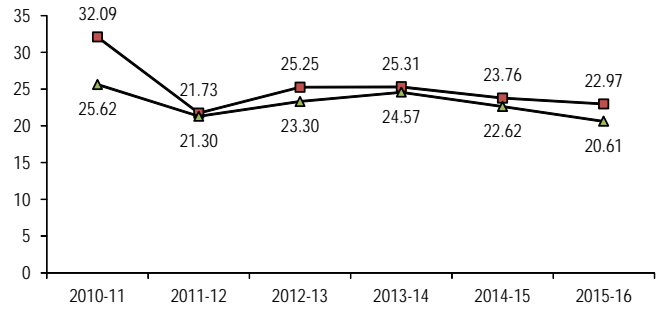
David Chardavoyne
General Manager



Staffing Trends

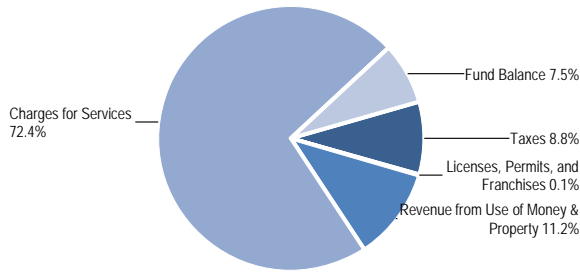


Expenditure/Revenue History (in thousands)

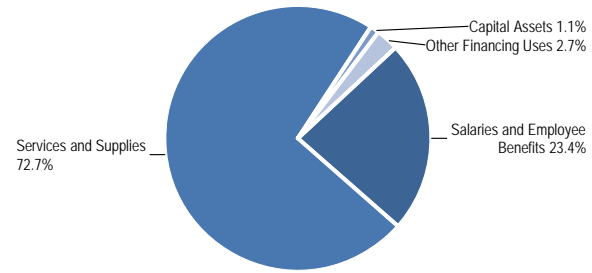


WRA has an internal performance measurement program with related performance measures. Their standard reports are visualized in graphs and charts and will be available in the Managing for Results Annual Report.

Source of Funds



Use of Funds



Use of Funds

Expenditures	Prior Year 2013-2014	Adopted Budget 2014-2015	CY Estimate 2014-2015	Requested Budget 2015-2016	Recommended Budget 2015-2016	Recommended Change from Adopted
Salaries and Employee Benefits	4,879,396	5,380,178	5,380,178	5,710,957	5,710,957	330,779
Services and Supplies	14,286,696	17,660,016	19,073,715	17,730,146	17,730,146	70,130
Other Charges	(386,160)	(1,166,506)	(1,239,225)	(1,853,547)	(1,853,547)	(687,041)
Capital Assets	1,320,637	480,000	480,000	270,000	270,000	(210,000)
Other Financing Uses	877,805	617,000	617,000	667,000	667,000	50,000
Subtotal	\$20,978,374	\$22,970,688	\$24,311,668	\$22,524,556	\$22,524,556	(446,132)

Source of Funds

Revenues	Prior Year 2013-2014	Adopted Budget 2014-2015	CY Estimate 2014-2015	Requested Budget 2015-2016	Recommended Budget 2015-2016	Recommended Change from Adopted
Taxes	2,034,937	1,944,798	1,944,798	1,983,692	1,983,692	38,894
Licenses, Permits, and Franchises	12,361	30,172	30,172	30,775	30,775	603
Revenue from Use of Money & Property	2,528,245	2,478,627	2,478,627	2,524,751	2,524,751	46,124
Intergovernmental Revenues	1,362,520	11,020	11,020	11,027	11,027	7
Charges for Services	16,198,848	15,032,114	15,032,114	16,291,674	16,291,674	1,259,560
Miscellaneous Revenues	105,621	300,000	300,000	0	0	(300,000)
Other Financing Sources	815,516	813,258	813,258	0	0	(813,258)
Subtotal	\$23,058,048	\$20,609,989	\$20,609,989	\$20,841,919	\$20,841,919	231,930
Fund Balance	(2,078,732)	2,360,699	3,699,679	1,682,637	1,682,637	(678,062)
General Fund Contributions	\$0	\$0	\$0	\$0	\$0	0
Total Source of Funds	\$20,979,316	\$22,970,688	\$24,309,668	\$22,524,556	\$22,524,556	(446,132)

Summary of Recommendation

The FY 2015-16 Recommended Budget for the Monterey County Water Resources Agency (MCWRA) programs is \$22,524,555. Anticipated Revenues are \$20,841,919 and the use of \$1,682,637 in fund balance will provide a statutorily balanced budget. Budgeted unassigned fund balances at 6/30/16 are anticipated to be \$11,190,195.

Salaries and Benefits increased by \$212,100 from the FY 2014-15 necessary for the recruitment of two Deputy General Managers, including 3% salary increases, and increased termination costs.

Service and Supplies increased by \$136,731, a 6.4% increase over the FY 2014 -15 Adopted Budget. This is primarily due to increases in County General Liability charge of \$102,580 and Internal Data Processing of \$255,000.

Capital Assets remain unchanged from FY 2014-15 Adopted Budget.

Other Financing Uses increased by \$400,000 from the FY2014-15 Adopted Budget due to a transfer of funds from the Rate Stabilization Reserve Fund 303 to Funds 113, 114, and 115 due to the drought which reduced hydroelectric sales.

Revenue increased by less than 1% over the FY 2014-15 Adopted Budget, the Agency predicts that hydroelectric revenues will remain low due to continued drought conditions which reduces hydroelectric sales. This will be offset by a \$400,000 transfer from the Rate Stabilization Reserve. The Agency will transfer \$600,000 from Fund 119 CSIP to Funds 131CSIP O&M and Fund 132 SVRP O&M.

Though MCWRA budget is statutorily balanced, the budget fails to meet the County of Monterey financial guideline of a structurally

balanced budget. A structurally balanced budget matches ongoing expenditures to the annual ongoing revenues by individual fund, rendering an ongoing sustainable budget. MCWRA recognizes that a transition period will be required to achieve a structurally balanced budget. The Agency is working on interim and long-term strategic plans to meet County Fiscal Guidelines where fund balances are not used to sustain ongoing operations. The strategic plan will consider organizational restructuring with a focus on service level and financial sustainability, as well as fund balance growth and positive cash balances.

Staff positions for the FY 2015-16 Recommended Budget are 50 positions.

Budget Impacts

Continued drought conditions will have a negative impact in FY 2015-16 Budget Revenue.

Prior Year Accomplishments

Agency completed its first phase of the Salinas River Channel Maintenance Program.

The Agency became CASGEM -compliant (California State Groundwater Elevation Monitoring Program) an important eligibility requirement to receive state grants for crucial water infrastructure projects.

Entered into a Feasibility Cost Sharing Agreement (FCSA) between the U.S. Army Corps of Engineers, and Santa Cruz County Flood Control and Water Conservation District for the Pajaro River Levee Project.

Completed the first phase of preliminary engineering and design work for the Interlake Tunnel Project.

Budget Year Goals

Development of an interim and long-term strategic plan to render MCWRA structurally balanced, where expenditures are matched

with estimated revenue. MCWRA's focus is to meet County Financial Guidelines and ongoing operations that are sustainable and not reliant on fund balance and one-time source of funds.

Establish a sustainable funding source or alternative requirement for the Salinas Valley Water Project fish monitoring.

Establish funding sources for the Interlake Tunnel Project.

Resolve water rights and audit issues with the Monterey Regional Pollution Agency.

Develop a strategic plan for resolving reservoir real property issues.

Develop a strategy to move forward with a long term Salinas River Channel Maintenance Program.

Implement a Cloud Seeding Program in collaboration with San Luis Obispo County.

Pending Issues

Determination of Ground Water Sustainability Agency.

Completion of Water Recycling and Source Water Agreements with local Water Stakeholders.

Establish a minimum Water Service/Delivery Fee for when the SRDF is shut down due to continued drought conditions.

Take steps necessary to increase the Agency's credit rating by January 2018.

Policy Considerations

Implement Agency Board approved Fund Accounting Recommendations by CPA Rodney Goodman to improve the transparency of Revenue transfers between Funds.

Appropriation Expenditure Detail

	Prior Year 2013-2014	Adopted Budget 2014-2015	CY Estimate 2014-2015	Requested Budget 2015-2016	Recommended Budget 2015-2016	Recommended Change from Adopted	Fund Code	Org Code
Water Resources (WRA001)	645,138	793,255	901,192	70,028	70,028	(723,227)	111	9300_8267
Water Resources (WRA002)	1,680,770	544,748	503,054	406,829	406,829	(137,919)	112	9300_8267
Water Resources (WRA003)	897,869	757,936	766,515	610,989	610,989	(146,947)	113	9300_8267
Water Resources (WRA004)	495,917	650,089	650,089	423,657	423,657	(226,432)	114	9300_8267
Water Resources (WRA005)	626,221	665,859	665,859	521,958	521,958	(143,901)	115	9300_8267
Water Resources (WRA006)	2,739,377	3,440,392	3,467,446	3,526,807	3,526,807	86,415	116	9300_8267
Water Resources (WRA007)	67,395	83,151	83,151	34,087	34,087	(49,064)	117	9300_8267
Water Resources (WRA008)	22,775	42,905	42,905	40,220	40,220	(2,685)	118	9300_8267
Water Resources (WRA009)	126,739	149,317	149,317	767,328	767,328	618,011	119	9300_8267
Water Resources (WRA010)	939	5,666	5,666	3,705	3,705	(1,961)	120	9300_8267
Water Resources (WRA011)	82,928	203,750	191,750	71,277	71,277	(132,473)	121	9300_8267
Water Resources (WRA012)	1,470,307	1,750,205	1,904,367	1,348,782	1,348,782	(401,423)	122	9300_8267
Water Resources (WRA013)	25,022	26,933	26,933	28,375	28,375	1,442	123	9300_8267
Water Resources (WRA014)	32,505	68,481	68,481	34,079	34,079	(34,402)	124	9300_8267

Appropriation Expenditure Detail

	Prior Year 2013-2014	Adopted Budget 2014-2015	CY Estimate 2014-2015	Requested Budget 2015-2016	Recommended Budget 2015-2016	Recommended Change from Adopted	Fund Code	Org Code
Water Resources (WRA015)	1,522	1,527	1,527	1,560	1,560	33	125	9300_8267
Water Resources (WRA016)	5,643	18,199	18,199	5,506	5,506	(12,693)	126	9300_8267
Water Resources (WRA017)	35,050	96,129	96,129	381,059	381,059	284,930	127	9300_8267
Water Resources (WRA018)	13,101	46,614	48,614	20,240	20,240	(26,374)	128	9300_8267
Water Resources (WRA019)	12,039	4,761	5,676	4,308	4,308	(453)	129	9300_8267
Water Resources (WRA020)	1,517,662	2,379,760	2,722,828	2,799,068	2,799,068	419,308	131	9300_8267
Water Resources (WRA021)	2,673,281	4,009,900	4,009,900	4,285,263	4,285,263	275,363	132	9300_8267
Water Resources (WRA022)	1,289,369	443,353	563,353	286,343	286,343	(157,010)	130	9300_8267
Water Resources (WRA025)	1,859,558	1,883,536	1,883,536	1,859,657	1,859,657	(23,879)	303	9300_8267
Water Resources (WRA026)	2,137,963	2,137,863	2,137,863	2,138,313	2,138,313	450	313	9300_8267
Water Resources (WRA027)	2,035,652	2,036,162	2,036,162	2,142,694	2,142,694	106,532	133	9300_8267
Water Resources (WRA028)	483,631	730,197	1,361,156	712,424	712,424	(17,773)	134	9300_8267
Subtotal	\$20,978,374	\$22,970,688	\$24,311,668	\$22,524,556	\$22,524,556	(446,132)		

Units

	Prior Year 2013-2014	Adopted Budget 2014-2015	CY Estimate 2014-2015	Requested Budget 2015-2016	Recommended Budget 2015-2016	Recommended Change from Adopted
Water Resources	20,978,374	22,970,688	24,311,668	22,524,556	22,524,556	(446,132)
Subtotal	\$20,978,374	\$22,970,688	\$24,311,668	\$22,524,556	\$22,524,556	(446,132)

Adopted 2015 to Recommended 2016 Positions

Classification Code	Classification Label	Adopted Budget 2013-2014	Adopted Budget 2014-2015	Recommended Budget 2015-2016	Change
11A15	GENERAL MANAGER-WATER RESOURCES AGENCY	1.00	1.00	1.00	0.00
12C32	ASSISTANT GENERAL MANAGER/ENGINEER	2.00	2.00	0.00	-2.00
12C36	DEPUTY GENERAL MANAGER - WATER RESOURCES AGENCY	0.00	0.00	2.00	2.00
14C70	ADMINISTRATIVE SERVICES ASSISTANT	1.00	1.00	1.00	0.00
14K22	CHIEF OF WATER RESOURCES PLANNING	1.00	1.00	1.00	0.00
16F40	DEPARTMENTAL INFORMATION SYSTEMS MANAGER I	1.00	1.00	1.00	0.00
20B12	ACCOUNTANT III	1.00	1.00	1.00	0.00
20B93	FINANCE MANAGER II	1.00	1.00	1.00	0.00
28C02	RIGHT OF WAY SPECIALIST	1.00	1.00	0.00	-1.00
41C02	WATER RESOURCES HYDROLOGIST	7.00	7.00	6.00	-1.00
41C14	ASSOCIATE WATER RESOURCES HYDROLOGIST	1.00	1.00	3.00	2.00
41C17	SENIOR WATER RESOURCES HYDROLOGIST	4.00	4.00	3.00	-1.00
41C20	WATER RESOURCES BIOLOGIST	1.00	1.00	1.00	0.00
41E11	WATER RESOURCES ENGINEER	4.00	4.00	4.00	0.00
41E21	ASSOCIATE WATER RESOURCES ENGINEER	2.00	2.00	2.00	0.00
41E30	SENIOR WATER RESOURCES ENGINEER	3.00	3.00	3.00	0.00
43A21	ENGINEERING AIDE II	1.00	1.00	1.00	0.00
43A22	ENGINEERING AIDE III	1.00	0.00	0.00	0.00
43B03	WATER RESOURCES TECHNICIAN	6.00	3.00	3.00	0.00
74C01	WATER MAINTENANCE SUPERINTENDENT	1.00	1.00	1.00	0.00
74F23	HYDROELECTRIC TECHNICIAN	1.00	1.00	1.00	0.00
74J01	WATER MAINTENANCE WORKER I	2.00	2.00	1.00	-1.00
74J11	WATER MAINTENANCE WORKER II	3.00	3.00	4.00	1.00
74J21	SENIOR WATER MAINTENANCE WORKER	3.00	3.00	3.00	0.00
74J22	ASSISTANT WATER MAINTENANCE SUPERINTENDENT	2.00	2.00	2.00	0.00

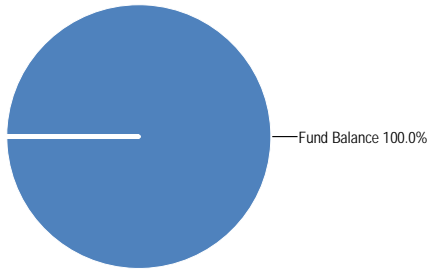
Adopted 2015 to Recommended 2016 Positions

Classification Code	Classification Label	Adopted Budget 2013-2014	Adopted Budget 2014-2015	Recommended Budget 2015-2016	Change
80A32	SENIOR SECRETARY	1.00	1.00	1.00	0.00
80E22	OFFICE ASSISTANT III	1.00	1.00	1.00	0.00
80J22	SENIOR ACCOUNT CLERK	1.00	1.00	1.00	0.00
80J30	ACCOUNTING TECHNICIAN	0.00	0.00	1.00	1.00
80J82	SENIOR ACCOUNT CLERK-CONFIDENTIAL	1.00	1.00	0.00	-1.00
	Total	55.00	51.00	50.00	-1.00


Water Resources

(Unit 8267— Fund 111)

Source of Funds



Use of Funds



Use of Funds

Expenditures	Prior Year 2013-2014	Adopted Budget 2014-2015	CY Estimate 2014-2015	Requested Budget 2015-2016	Recommended Budget 2015-2016	Recommended Change from Adopted
Salaries and Employee Benefits	4,879,396	5,380,178	5,380,178	5,710,957	5,710,957	330,779
Services and Supplies	1,142,449	1,771,068	1,951,724	1,907,723	1,907,723	136,655
Other Charges	(6,269,397)	(6,907,991)	(6,980,710)	(7,548,652)	(7,548,652)	(640,661)
Capital Assets	81,885	0	0	0	0	0
Other Financing Uses	810,805	550,000	550,000	0	0	(550,000)
Subtotal	\$645,138	\$793,255	\$901,192	\$70,028	\$70,028	(723,227)

Source of Funds

Revenues	Prior Year 2013-2014	Adopted Budget 2014-2015	CY Estimate 2014-2015	Requested Budget 2015-2016	Recommended Budget 2015-2016	Recommended Change from Adopted
Revenue from Use of Money & Property	673	0	0	0	0	0
Charges for Services	323	0	0	0	0	0
Miscellaneous Revenues	1,367	0	0	0	0	0
Other Financing Sources	4,711	0	0	0	0	0
Subtotal	\$7,074	\$0	\$0	\$0	\$0	0
Fund Balance	638,064	793,255	901,192	70,028	70,028	(723,227)
Total Source of Funds	\$645,138	\$793,255	\$901,192	\$70,028	\$70,028	(723,227)

Purpose

An Inter-Fund Reimbursement Account for Administration charges to other Agency Funds.

Recommended 2015-16 Positions

Classification Code	Classification Label	Recommended Budget 2015-2016
11A15	GENERAL MANAGER-WATER RESOURCES AGENCY	1.00
	DEPUTY GENERAL MANAGER - WATER RESOURCES AGENCY	
12C36		2.00
14C70	ADMINISTRATIVE SERVICES ASSISTANT	1.00
14K22	CHIEF OF WATER RESOURCES PLANNING	1.00
	DEPARTMENTAL INFORMATION SYSTEMS MANAGER I	
16F40		1.00
20B12	ACCOUNTANT III	1.00
20B93	FINANCE MANAGER II	1.00
41C02	WATER RESOURCES HYDROLOGIST	6.00
41C14	ASSOCIATE WATER RESOURCES HYDROLOGIST	3.00
41C17	SENIOR WATER RESOURCES HYDROLOGIST	3.00
41C20	WATER RESOURCES BIOLOGIST	1.00
41E11	WATER RESOURCES ENGINEER	4.00
41E21	ASSOCIATE WATER RESOURCES ENGINEER	2.00

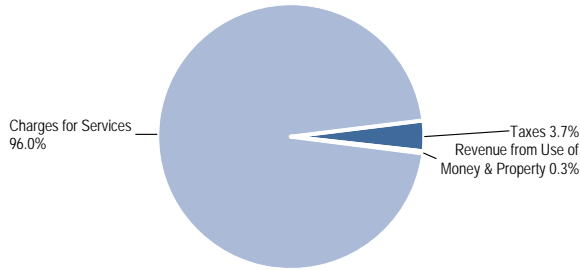
Recommended 2015-16 Positions

Classification Code	Classification Label	Recommended Budget 2015-2016
41E30	SENIOR WATER RESOURCES ENGINEER	3.00
43A21	ENGINEERING AIDE II	1.00
43B03	WATER RESOURCES TECHNICIAN	3.00
74C01	WATER MAINTENANCE SUPERINTENDENT	1.00
74F23	HYDROELECTRIC TECHNICIAN	1.00
74J01	WATER MAINTENANCE WORKER I	1.00
74J11	WATER MAINTENANCE WORKER II	4.00
74J21	SENIOR WATER MAINTENANCE WORKER	3.00
	ASSISTANT WATER MAINTENANCE SUPERINTENDENT	
74J22		2.00
80A32	SENIOR SECRETARY	1.00
80E22	OFFICE ASSISTANT III	1.00
80J22	SENIOR ACCOUNT CLERK	1.00
80J30	ACCOUNTING TECHNICIAN	1.00
	Total	50.00

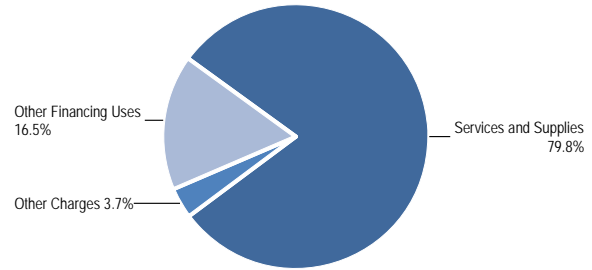
Water Resources

(Unit 8267— Fund 112)

Source of Funds



Use of Funds



Use of Funds

Expenditures	Prior Year 2013-2014	Adopted Budget 2014-2015	CY Estimate 2014-2015	Requested Budget 2015-2016	Recommended Budget 2015-2016	Recommended Change from Adopted
Services and Supplies	379,090	469,748	428,054	324,629	324,629	(145,119)
Other Charges	8,000	8,000	8,000	15,200	15,200	7,200
Capital Assets	1,226,681	0	0	0	0	0
Other Financing Uses	67,000	67,000	67,000	67,000	67,000	0
Subtotal	\$1,680,770	\$544,748	\$503,054	\$406,829	\$406,829	(137,919)

Source of Funds

Revenues	Prior Year 2013-2014	Adopted Budget 2014-2015	CY Estimate 2014-2015	Requested Budget 2015-2016	Recommended Budget 2015-2016	Recommended Change from Adopted
Taxes	42,385	14,996	14,996	15,295	15,295	299
Revenue from Use of Money & Property	(229)	1,040	1,040	1,061	1,061	21
Intergovernmental Revenues	1,136,526	87	87	87	87	0
Charges for Services	394,345	388,151	388,151	395,914	395,914	7,763
Subtotal	\$1,573,028	\$404,274	\$404,274	\$412,357	\$412,357	8,083
Fund Balance	107,743	140,474	98,780	(5,528)	(5,528)	(146,002)
Total Source of Funds	\$1,680,771	\$544,748	\$503,054	\$406,829	\$406,829	(137,919)

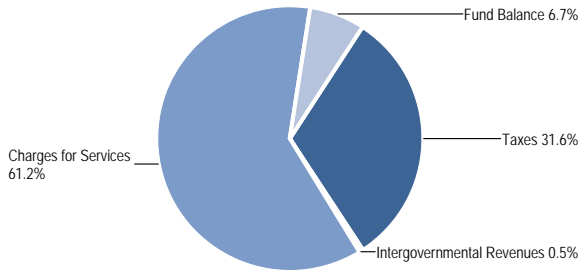
Purpose

To maintain the levee in order to reduce potential flooding impacts from the Pajaro River.

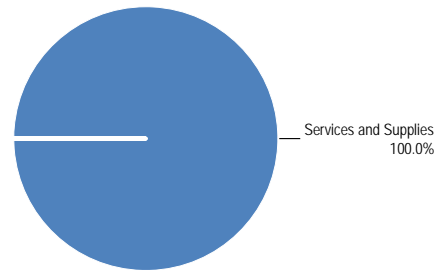
Water Resources

(Unit 8267— Fund 113)

Source of Funds



Use of Funds



Use of Funds

Expenditures	Prior Year 2013-2014	Adopted Budget 2014-2015	CY Estimate 2014-2015	Requested Budget 2015-2016	Recommended Budget 2015-2016	Recommended Change from Adopted
Services and Supplies	1,067,258	1,008,472	1,017,051	877,743	877,743	(130,729)
Other Charges	(169,389)	(250,536)	(250,536)	(266,754)	(266,754)	(16,218)
Subtotal	\$897,869	\$757,936	\$766,515	\$610,989	\$610,989	(146,947)

Source of Funds

Revenues	Prior Year 2013-2014	Adopted Budget 2014-2015	CY Estimate 2014-2015	Requested Budget 2015-2016	Recommended Budget 2015-2016	Recommended Change from Adopted
Taxes	364,783	106,458	106,458	193,039	193,039	86,581
Revenue from Use of Money & Property	520	0	0	0	0	0
Intergovernmental Revenues	105,689	3,000	3,000	3,000	3,000	0
Charges for Services	445,237	347,616	347,616	374,000	374,000	26,384
Miscellaneous Revenues	0	100,000	100,000	0	0	(100,000)
Other Financing Sources	0	210,282	210,282	0	0	(210,282)
Subtotal	\$916,228	\$767,356	\$767,356	\$570,039	\$570,039	(197,317)
Fund Balance	(18,360)	(9,420)	(841)	40,950	40,950	50,370
Total Source of Funds	\$897,868	\$757,936	\$766,515	\$610,989	\$610,989	(146,947)

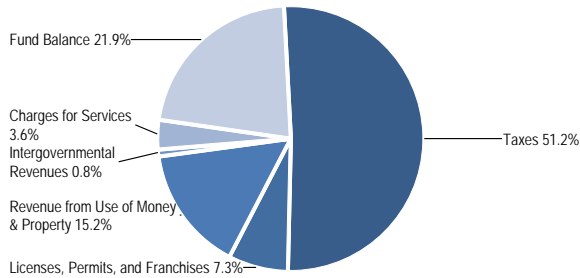
Purpose

To provide water resources management and to operate and maintain the county-wide ALERT storm monitoring system.

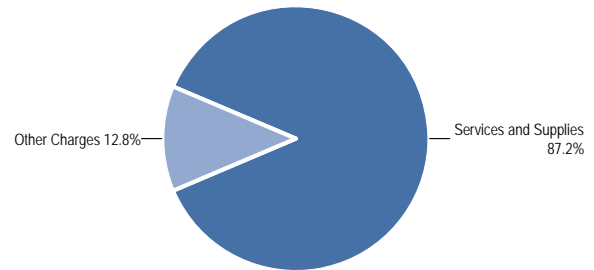
Water Resources

(Unit 8267— Fund 114)

Source of Funds



Use of Funds



Use of Funds

Expenditures	Prior Year 2013-2014	Adopted Budget 2014-2015	CY Estimate 2014-2015	Requested Budget 2015-2016	Recommended Budget 2015-2016	Recommended Change from Adopted
Services and Supplies	443,829	596,959	596,959	369,464	369,464	(227,495)
Other Charges	52,088	53,130	53,130	54,193	54,193	1,063
Subtotal	\$495,917	\$650,089	\$650,089	\$423,657	\$423,657	(226,432)

Source of Funds

Revenues	Prior Year 2013-2014	Adopted Budget 2014-2015	CY Estimate 2014-2015	Requested Budget 2015-2016	Recommended Budget 2015-2016	Recommended Change from Adopted
Taxes	281,489	233,653	233,653	216,854	216,854	(16,799)
Licenses, Permits, and Franchises	11,763	30,172	30,172	30,775	30,775	603
Revenue from Use of Money & Property	69,123	44,105	44,105	64,500	64,500	20,395
Intergovernmental Revenues	25,624	3,560	3,560	3,560	3,560	0
Charges for Services	11,133	14,906	14,906	15,204	15,204	298
Miscellaneous Revenues	0	100,000	100,000	0	0	(100,000)
Other Financing Sources	0	237,980	237,980	0	0	(237,980)
Subtotal	\$399,131	\$664,376	\$664,376	\$330,893	\$330,893	(333,483)
Fund Balance	96,786	(14,287)	(14,287)	92,764	92,764	107,051
Total Source of Funds	\$495,917	\$650,089	\$650,089	\$423,657	\$423,657	(226,432)

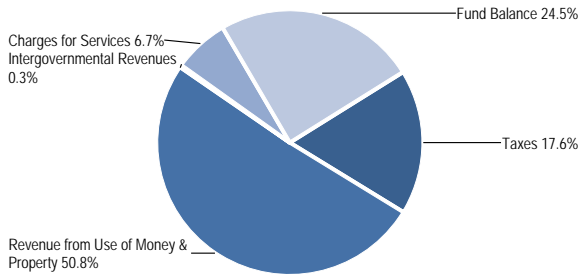
Purpose

To support non operations and maintenance services for the Salinas Valley.

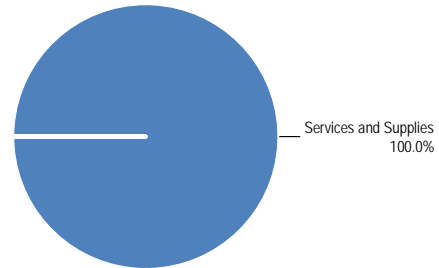
Water Resources

(Unit 8267— Fund 115)

Source of Funds



Use of Funds



Use of Funds

Expenditures	Prior Year 2013-2014	Adopted Budget 2014-2015	CY Estimate 2014-2015	Requested Budget 2015-2016	Recommended Budget 2015-2016	Recommended Change from Adopted
Services and Supplies	626,221	665,859	665,859	521,958	521,958	(143,901)
Subtotal	\$626,221	\$665,859	\$665,859	\$521,958	\$521,958	(143,901)

Source of Funds

Revenues	Prior Year 2013-2014	Adopted Budget 2014-2015	CY Estimate 2014-2015	Requested Budget 2015-2016	Recommended Budget 2015-2016	Recommended Change from Adopted
Taxes	29,048	199,889	199,889	92,107	92,107	(107,782)
Licenses, Permits, and Franchises	598	0	0	0	0	0
Revenue from Use of Money & Property	257,743	239,589	239,589	265,346	265,346	25,757
Intergovernmental Revenues	9,601	1,500	1,500	1,500	1,500	0
Charges for Services	28,393	32,000	32,000	35,000	35,000	3,000
Miscellaneous Revenues	0	100,000	100,000	0	0	(100,000)
Other Financing Sources	0	101,738	101,738	0	0	(101,738)
Subtotal	\$325,383	\$674,716	\$674,716	\$393,953	\$393,953	(280,763)
Fund Balance	300,838	(8,857)	(8,857)	128,005	128,005	136,862
Total Source of Funds	\$626,221	\$665,859	\$665,859	\$521,958	\$521,958	(143,901)

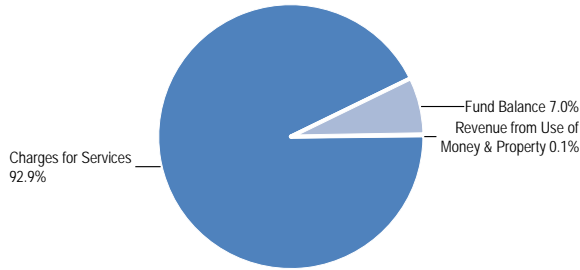
Purpose

To support non operations and maintenance services for the Salinas Valley.

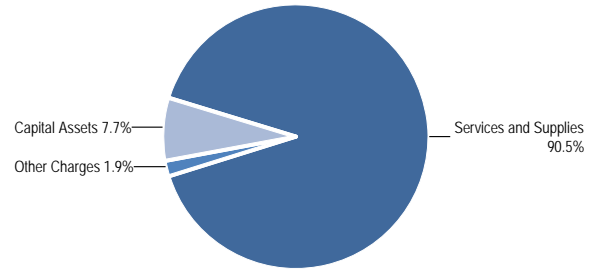
Water Resources

(Unit 8267— Fund 116)

Source of Funds



Use of Funds



Use of Funds

Expenditures	Prior Year 2013-2014	Adopted Budget 2014-2015	CY Estimate 2014-2015	Requested Budget 2015-2016	Recommended Budget 2015-2016	Recommended Change from Adopted
Services and Supplies	2,672,756	3,103,771	3,130,825	3,190,186	3,190,186	86,415
Other Charges	66,621	66,621	66,621	66,621	66,621	0
Capital Assets	0	270,000	270,000	270,000	270,000	0
Subtotal	\$2,739,377	\$3,440,392	\$3,467,446	\$3,526,807	\$3,526,807	86,415

Source of Funds

Revenues	Prior Year 2013-2014	Adopted Budget 2014-2015	CY Estimate 2014-2015	Requested Budget 2015-2016	Recommended Budget 2015-2016	Recommended Change from Adopted
Revenue from Use of Money & Property	3,722	4,500	4,500	4,500	4,500	0
Charges for Services	3,182,980	3,212,778	3,212,778	3,277,034	3,277,034	64,256
Subtotal	\$3,186,702	\$3,217,278	\$3,217,278	\$3,281,534	\$3,281,534	64,256
Fund Balance	(447,325)	223,114	250,168	245,273	245,273	22,159
Total Source of Funds	\$2,739,377	\$3,440,392	\$3,467,446	\$3,526,807	\$3,526,807	86,415

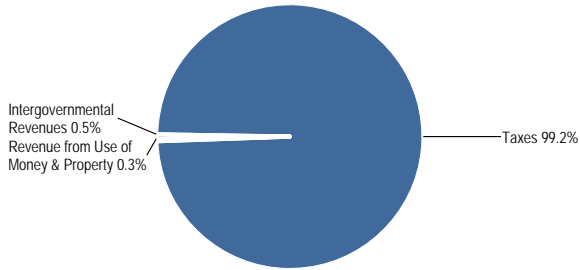
Purpose

To operate and maintain Nacimiento and San Antonio Dams to reduce flooding impacts on the Salinas River and provide water conservation with consideration given to recreation and to maintain Zone 2C assessment roll and other administrative requirements.

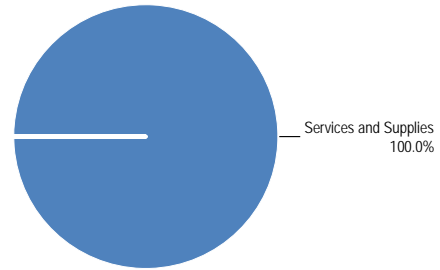
Water Resources

(Unit 8267— Fund 117)

Source of Funds



Use of Funds



Use of Funds

Expenditures	Prior Year 2013-2014	Adopted Budget 2014-2015	CY Estimate 2014-2015	Requested Budget 2015-2016	Recommended Budget 2015-2016	Recommended Change from Adopted
Services and Supplies	67,395	83,151	83,151	34,087	34,087	(49,064)
Subtotal	\$67,395	\$83,151	\$83,151	\$34,087	\$34,087	(49,064)

Source of Funds

Revenues	Prior Year 2013-2014	Adopted Budget 2014-2015	CY Estimate 2014-2015	Requested Budget 2015-2016	Recommended Budget 2015-2016	Recommended Change from Adopted
Taxes	32,550	33,520	33,520	34,190	34,190	670
Revenue from Use of Money & Property	523	100	100	100	100	0
Intergovernmental Revenues	164	188	188	188	188	0
Subtotal	\$33,237	\$33,808	\$33,808	\$34,478	\$34,478	670
Fund Balance	34,158	49,343	49,343	(391)	(391)	(49,734)
Total Source of Funds	\$67,395	\$83,151	\$83,151	\$34,087	\$34,087	(49,064)

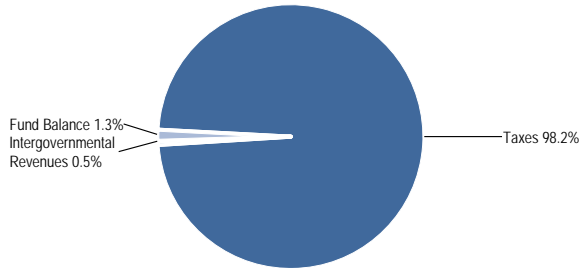
Purpose

To reduce flooding impacts on the lower reach of the Salinas River.

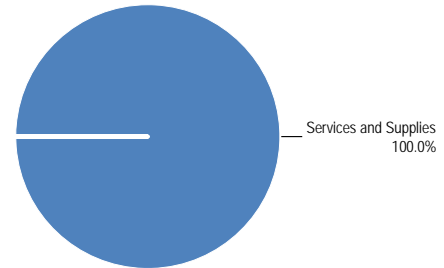
Water Resources

(Unit 8267— Fund 118)

Source of Funds



Use of Funds



Use of Funds

Expenditures	Prior Year 2013-2014	Adopted Budget 2014-2015	CY Estimate 2014-2015	Requested Budget 2015-2016	Recommended Budget 2015-2016	Recommended Change from Adopted
Services and Supplies	22,775	42,905	42,905	40,220	40,220	(2,685)
Subtotal	\$22,775	\$42,905	\$42,905	\$40,220	\$40,220	(2,685)

Source of Funds

Revenues	Prior Year 2013-2014	Adopted Budget 2014-2015	CY Estimate 2014-2015	Requested Budget 2015-2016	Recommended Budget 2015-2016	Recommended Change from Adopted
Taxes	37,668	38,691	38,691	39,464	39,464	773
Revenue from Use of Money & Property	105	20	20	20	20	0
Intergovernmental Revenues	186	200	200	200	200	0
Subtotal	\$37,959	\$38,911	\$38,911	\$39,684	\$39,684	773
Fund Balance	(15,184)	3,994	3,994	536	536	(3,458)
Total Source of Funds	\$22,775	\$42,905	\$42,905	\$40,220	\$40,220	(2,685)

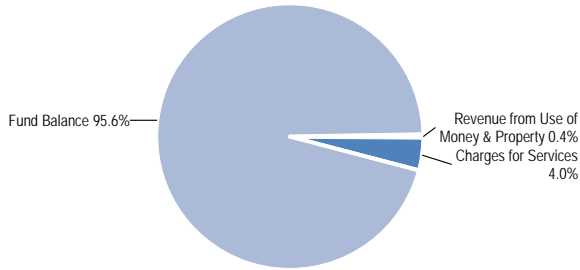
Purpose

To reduce the flooding impacts on agricultural land within Lake Merritt.

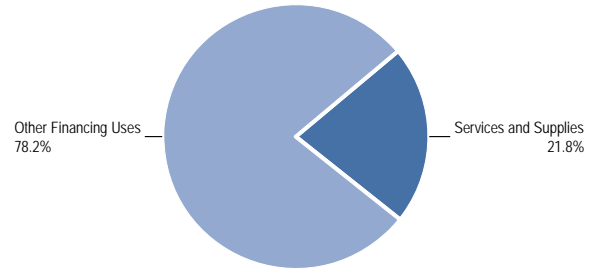
Water Resources

(Unit 8267— Fund 119)

Source of Funds



Use of Funds



Use of Funds

Expenditures	Prior Year 2013-2014	Adopted Budget 2014-2015	CY Estimate 2014-2015	Requested Budget 2015-2016	Recommended Budget 2015-2016	Recommended Change from Adopted
Services and Supplies	126,739	149,317	149,317	167,328	167,328	18,011
Other Financing Uses	0	0	0	600,000	600,000	600,000
Subtotal	\$126,739	\$149,317	\$149,317	\$767,328	\$767,328	618,011

Source of Funds

Revenues	Prior Year 2013-2014	Adopted Budget 2014-2015	CY Estimate 2014-2015	Requested Budget 2015-2016	Recommended Budget 2015-2016	Recommended Change from Adopted
Taxes	12,435	0	0	0	0	0
Revenue from Use of Money & Property	3,101	3,000	3,000	3,000	3,000	0
Intergovernmental Revenues	4,821	380	380	380	380	0
Charges for Services	359,233	215,096	215,096	30,398	30,398	(184,698)
Subtotal	\$379,589	\$218,476	\$218,476	\$33,778	\$33,778	(184,698)
Fund Balance	(252,850)	(69,159)	(69,159)	733,550	733,550	802,709
Total Source of Funds	\$126,739	\$149,317	\$149,317	\$767,328	\$767,328	618,011

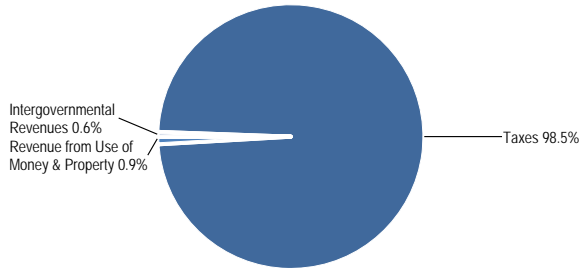
Purpose

To collect Zone 2B assessments plus ad-valorem taxes for Fund 131 and Fund 132, update CSIP Zone 2B Water Conservation Plan and hold contingency reserve for CSIP and SVRP requirements.

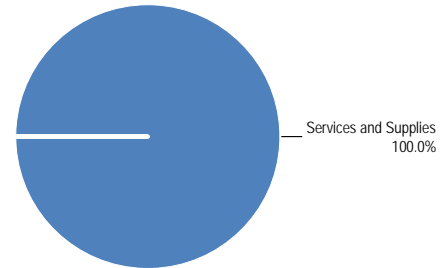
Water Resources

(Unit 8267— Fund 120)

Source of Funds



Use of Funds



Use of Funds

Expenditures	Prior Year 2013-2014	Adopted Budget 2014-2015	CY Estimate 2014-2015	Requested Budget 2015-2016	Recommended Budget 2015-2016	Recommended Change from Adopted
Services and Supplies	939	5,666	5,666	3,705	3,705	(1,961)
Subtotal	\$939	\$5,666	\$5,666	\$3,705	\$3,705	(1,961)

Source of Funds

Revenues	Prior Year 2013-2014	Adopted Budget 2014-2015	CY Estimate 2014-2015	Requested Budget 2015-2016	Recommended Budget 2015-2016	Recommended Change from Adopted
Taxes	4,628	4,380	4,380	4,467	4,467	87
Revenue from Use of Money & Property	70	40	40	41	41	1
Intergovernmental Revenues	343	26	26	26	26	0
Subtotal	\$5,041	\$4,446	\$4,446	\$4,534	\$4,534	88
Fund Balance	(4,102)	1,220	1,220	(829)	(829)	(2,049)
Total Source of Funds	\$939	\$5,666	\$5,666	\$3,705	\$3,705	(1,961)

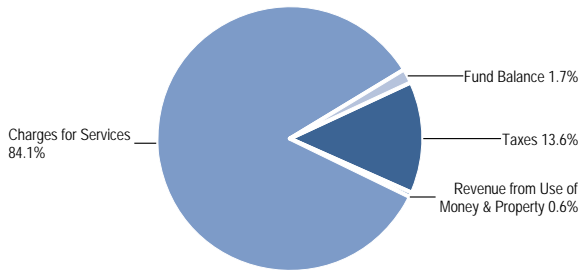
Purpose

Quantify water resources in the North Monterey County Water Resources Study Area, develop necessary interim management strategies, and prepare comprehensive water resources management plan.

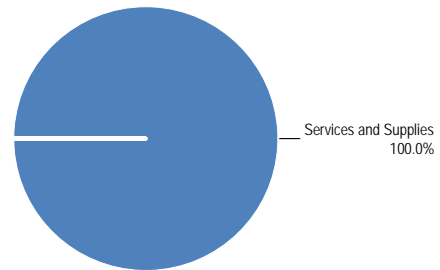
Water Resources

(Unit 8267— Fund 121)

Source of Funds



Use of Funds



Use of Funds

Expenditures	Prior Year 2013-2014	Adopted Budget 2014-2015	CY Estimate 2014-2015	Requested Budget 2015-2016	Recommended Budget 2015-2016	Recommended Change from Adopted
Services and Supplies	82,928	203,750	191,750	71,277	71,277	(132,473)
Subtotal	\$82,928	\$203,750	\$191,750	\$71,277	\$71,277	(132,473)

Source of Funds

Revenues	Prior Year 2013-2014	Adopted Budget 2014-2015	CY Estimate 2014-2015	Requested Budget 2015-2016	Recommended Budget 2015-2016	Recommended Change from Adopted
Taxes	9,481	9,503	9,503	9,694	9,694	191
Revenue from Use of Money & Property	647	400	400	400	400	0
Intergovernmental Revenues	47	55	55	55	55	0
Charges for Services	58,488	58,720	58,720	59,894	59,894	1,174
Subtotal	\$68,663	\$68,678	\$68,678	\$70,043	\$70,043	1,365
Fund Balance	14,265	135,072	123,072	1,234	1,234	(133,838)
Total Source of Funds	\$82,928	\$203,750	\$191,750	\$71,277	\$71,277	(132,473)

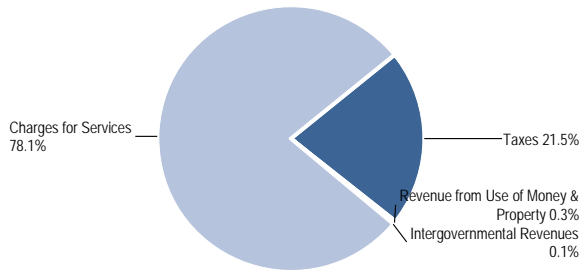
Purpose

To reduce flooding in the City of Soledad from Bryant Canyon runoff.

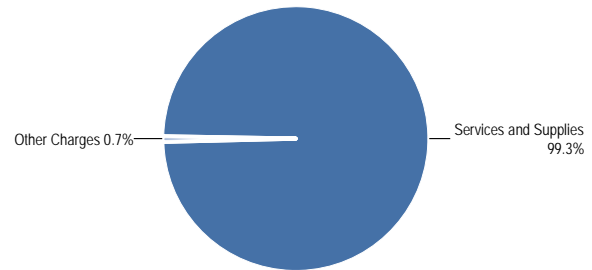
Water Resources

(Unit 8267— Fund 122)

Source of Funds



Use of Funds



Use of Funds

Expenditures	Prior Year 2013-2014	Adopted Budget 2014-2015	CY Estimate 2014-2015	Requested Budget 2015-2016	Recommended Budget 2015-2016	Recommended Change from Adopted
Services and Supplies	1,470,307	1,701,205	1,855,367	1,339,782	1,339,782	(361,423)
Other Charges	0	9,000	9,000	9,000	9,000	0
Capital Assets	0	40,000	40,000	0	0	(40,000)
Subtotal	\$1,470,307	\$1,750,205	\$1,904,367	\$1,348,782	\$1,348,782	(401,423)

Source of Funds

Revenues	Prior Year 2013-2014	Adopted Budget 2014-2015	CY Estimate 2014-2015	Requested Budget 2015-2016	Recommended Budget 2015-2016	Recommended Change from Adopted
Taxes	305,955	285,616	285,616	291,327	291,327	5,711
Revenue from Use of Money & Property	6,004	4,500	4,500	4,000	4,000	(500)
Intergovernmental Revenues	19,333	1,500	1,500	1,500	1,500	0
Charges for Services	1,023,252	1,038,090	1,038,090	1,058,852	1,058,852	20,762
Subtotal	\$1,354,544	\$1,329,706	\$1,329,706	\$1,355,679	\$1,355,679	25,973
Fund Balance	115,763	420,499	574,661	(6,897)	(6,897)	(427,396)
Total Source of Funds	\$1,470,307	\$1,750,205	\$1,904,367	\$1,348,782	\$1,348,782	(401,423)

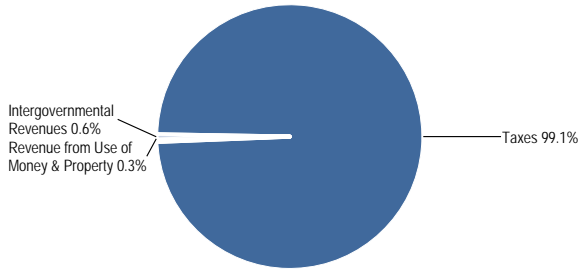
Purpose

To operate and maintain the Reclamation Ditch to reduce flooding impacts.

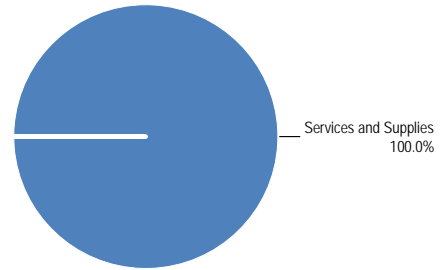
Water Resources

(Unit 8267— Fund 123)

Source of Funds



Use of Funds



Use of Funds

Expenditures	Prior Year 2013-2014	Adopted Budget 2014-2015	CY Estimate 2014-2015	Requested Budget 2015-2016	Recommended Budget 2015-2016	Recommended Change from Adopted
Services and Supplies	25,022	26,933	26,933	28,375	28,375	1,442
Subtotal	\$25,022	\$26,933	\$26,933	\$28,375	\$28,375	1,442

Source of Funds

Revenues	Prior Year 2013-2014	Adopted Budget 2014-2015	CY Estimate 2014-2015	Requested Budget 2015-2016	Recommended Budget 2015-2016	Recommended Change from Adopted
Taxes	53,807	54,889	54,889	55,988	55,988	1,099
Revenue from Use of Money & Property	301	170	170	170	170	0
Intergovernmental Revenues	1,888	339	339	346	346	7
Subtotal	\$55,995	\$55,398	\$55,398	\$56,504	\$56,504	1,106
Fund Balance	(30,973)	(28,465)	(28,465)	(28,129)	(28,129)	336
Total Source of Funds	\$25,022	\$26,933	\$26,933	\$28,375	\$28,375	1,442

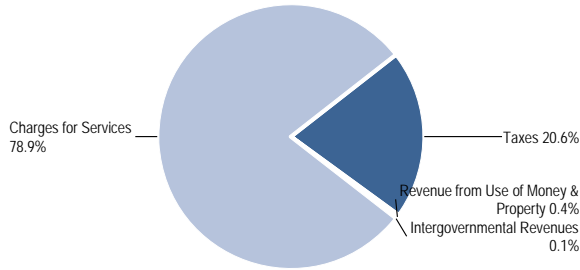
Purpose

Support portion of the ALERT storm monitoring system for the Carmel River and to provide consultation and make recommendations for flood reduction measures.

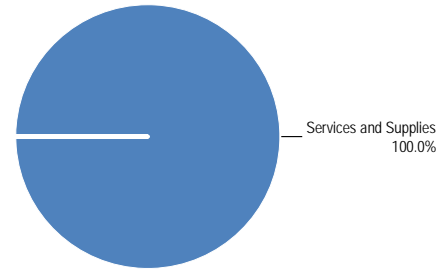
Water Resources

(Unit 8267— Fund 124)

Source of Funds



Use of Funds



Use of Funds

Expenditures	Prior Year 2013-2014	Adopted Budget 2014-2015	CY Estimate 2014-2015	Requested Budget 2015-2016	Recommended Budget 2015-2016	Recommended Change from Adopted
Services and Supplies	32,505	68,481	68,481	34,079	34,079	(34,402)
Subtotal	\$32,505	\$68,481	\$68,481	\$34,079	\$34,079	(34,402)

Source of Funds

Revenues	Prior Year 2013-2014	Adopted Budget 2014-2015	CY Estimate 2014-2015	Requested Budget 2015-2016	Recommended Budget 2015-2016	Recommended Change from Adopted
Taxes	7,363	7,294	7,294	7,440	7,440	146
Revenue from Use of Money & Property	221	150	150	150	150	0
Intergovernmental Revenues	910	35	35	35	35	0
Charges for Services	27,216	27,971	27,971	28,530	28,530	559
Subtotal	\$35,709	\$35,450	\$35,450	\$36,155	\$36,155	705
Fund Balance	(3,205)	33,031	33,031	(2,076)	(2,076)	(35,107)
Total Source of Funds	\$32,504	\$68,481	\$68,481	\$34,079	\$34,079	(34,402)

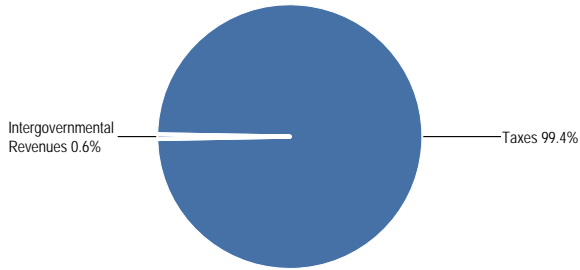
Purpose

To reduce flooding impacts from San Lorenzo Creek at King City.

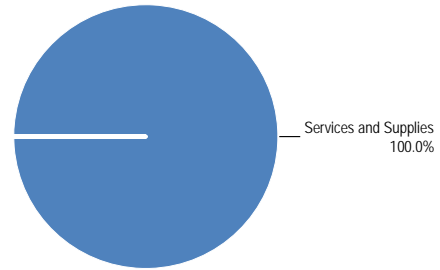
Water Resources

(Unit 8267— Fund 125)

Source of Funds



Use of Funds



Use of Funds

Expenditures	Prior Year 2013-2014	Adopted Budget 2014-2015	CY Estimate 2014-2015	Requested Budget 2015-2016	Recommended Budget 2015-2016	Recommended Change from Adopted
Services and Supplies	1,522	1,527	1,527	1,560	1,560	33
Subtotal	\$1,522	\$1,527	\$1,527	\$1,560	\$1,560	33

Source of Funds

Revenues	Prior Year 2013-2014	Adopted Budget 2014-2015	CY Estimate 2014-2015	Requested Budget 2015-2016	Recommended Budget 2015-2016	Recommended Change from Adopted
Taxes	1,642	1,695	1,695	1,728	1,728	33
Intergovernmental Revenues	8	10	10	10	10	0
Subtotal	\$1,651	\$1,705	\$1,705	\$1,738	\$1,738	33
Fund Balance	(129)	(178)	(178)	(178)	(178)	0
Total Source of Funds	\$1,522	\$1,527	\$1,527	\$1,560	\$1,560	33

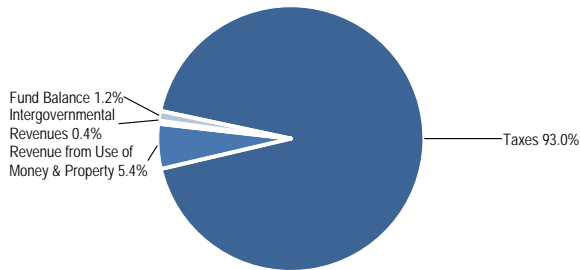
Purpose

To determine runoff and recharge from the Arroyo Seco River.

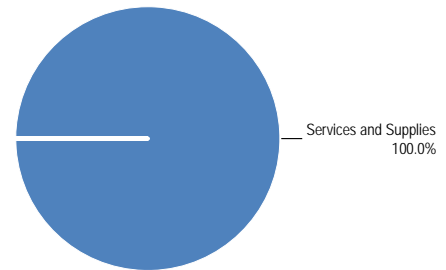
Water Resources

(Unit 8267— Fund 126)

Source of Funds



Use of Funds



Use of Funds

Expenditures	Prior Year 2013-2014	Adopted Budget 2014-2015	CY Estimate 2014-2015	Requested Budget 2015-2016	Recommended Budget 2015-2016	Recommended Change from Adopted
Services and Supplies	5,643	18,199	18,199	5,506	5,506	(12,693)
Subtotal	\$5,643	\$18,199	\$18,199	\$5,506	\$5,506	(12,693)

Source of Funds

Revenues	Prior Year 2013-2014	Adopted Budget 2014-2015	CY Estimate 2014-2015	Requested Budget 2015-2016	Recommended Budget 2015-2016	Recommended Change from Adopted
Taxes	4,852	5,020	5,020	5,121	5,121	101
Revenue from Use of Money & Property	326	300	300	300	300	0
Intergovernmental Revenues	25	20	20	20	20	0
Subtotal	\$5,204	\$5,340	\$5,340	\$5,441	\$5,441	101
Fund Balance	439	12,859	12,859	65	65	(12,794)
Total Source of Funds	\$5,643	\$18,199	\$18,199	\$5,506	\$5,506	(12,693)

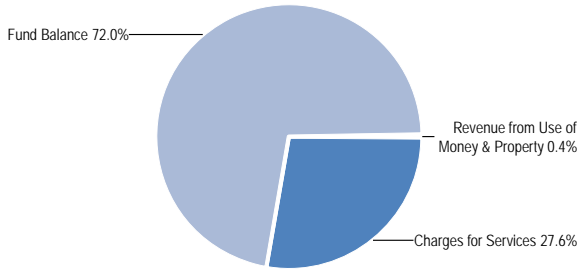
Purpose

To operate and maintain Zone 15 drainage facilities.

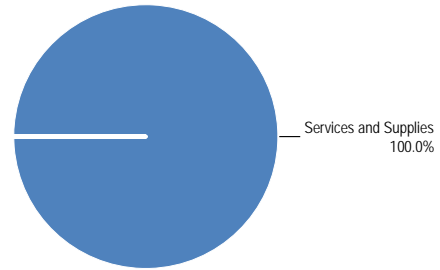
Water Resources

(Unit 8267— Fund 127)

Source of Funds



Use of Funds



Use of Funds

Expenditures	Prior Year 2013-2014	Adopted Budget 2014-2015	CY Estimate 2014-2015	Requested Budget 2015-2016	Recommended Budget 2015-2016	Recommended Change from Adopted
Services and Supplies	35,050	96,129	96,129	381,059	381,059	284,930
Subtotal	\$35,050	\$96,129	\$96,129	\$381,059	\$381,059	284,930

Source of Funds

Revenues	Prior Year 2013-2014	Adopted Budget 2014-2015	CY Estimate 2014-2015	Requested Budget 2015-2016	Recommended Budget 2015-2016	Recommended Change from Adopted
Revenue from Use of Money & Property	1,906	1,500	1,500	1,500	1,500	0
Charges for Services	102,788	103,123	103,123	105,185	105,185	2,062
Subtotal	\$104,694	\$104,623	\$104,623	\$106,685	\$106,685	2,062
Fund Balance	(69,644)	(8,494)	(8,494)	274,374	274,374	282,868
Total Source of Funds	\$35,050	\$96,129	\$96,129	\$381,059	\$381,059	284,930

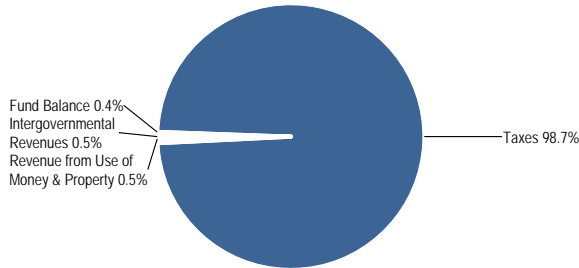
Purpose

To reduce flooding impacts from Moro Cojo Slough.

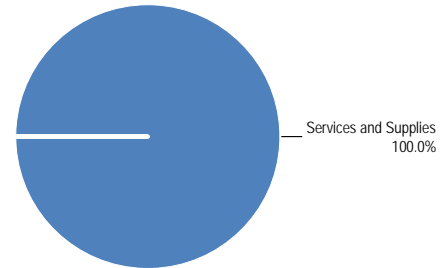
Water Resources

(Unit 8267— Fund 128)

Source of Funds



Use of Funds



Use of Funds

Expenditures	Prior Year 2013-2014	Adopted Budget 2014-2015	CY Estimate 2014-2015	Requested Budget 2015-2016	Recommended Budget 2015-2016	Recommended Change from Adopted
Services and Supplies	13,101	46,614	48,614	20,240	20,240	(26,374)
Subtotal	\$13,101	\$46,614	\$48,614	\$20,240	\$20,240	(26,374)

Source of Funds

Revenues	Prior Year 2013-2014	Adopted Budget 2014-2015	CY Estimate 2014-2015	Requested Budget 2015-2016	Recommended Budget 2015-2016	Recommended Change from Adopted
Taxes	18,988	19,578	19,578	19,969	19,969	391
Revenue from Use of Money & Property	559	100	100	100	100	0
Intergovernmental Revenues	97	100	100	100	100	0
Subtotal	\$19,644	\$19,778	\$19,778	\$20,169	\$20,169	391
Fund Balance	(6,543)	26,836	26,836	71	71	(26,765)
Total Source of Funds	\$13,101	\$46,614	\$46,614	\$20,240	\$20,240	(26,374)

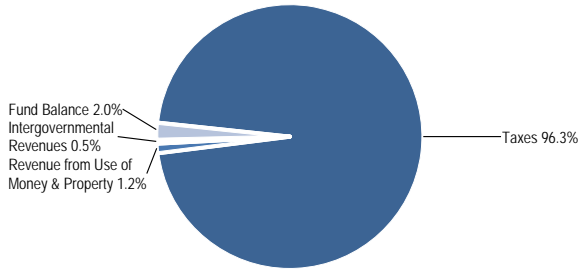
Purpose

To operate and maintain the Blanco Drain to reduce flooding impacts.

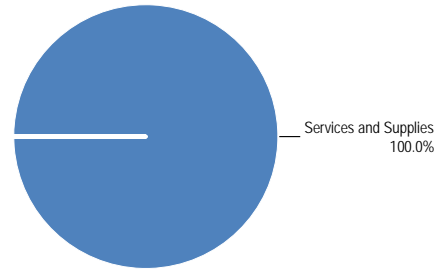
Water Resources

(Unit 8267— Fund 129)

Source of Funds



Use of Funds



Use of Funds

Expenditures	Prior Year 2013-2014	Adopted Budget 2014-2015	CY Estimate 2014-2015	Requested Budget 2015-2016	Recommended Budget 2015-2016	Recommended Change from Adopted
Services and Supplies	12,039	4,761	5,676	4,308	4,308	(453)
Subtotal	\$12,039	\$4,761	\$5,676	\$4,308	\$4,308	(453)

Source of Funds

Revenues	Prior Year 2013-2014	Adopted Budget 2014-2015	CY Estimate 2014-2015	Requested Budget 2015-2016	Recommended Budget 2015-2016	Recommended Change from Adopted
Taxes	3,946	4,068	4,068	4,150	4,150	82
Revenue from Use of Money & Property	51	50	50	50	50	0
Intergovernmental Revenues	20	20	20	20	20	0
Subtotal	\$4,017	\$4,138	\$4,138	\$4,220	\$4,220	82
Fund Balance	8,022	623	1,538	88	88	(535)
Total Source of Funds	\$12,039	\$4,761	\$5,676	\$4,308	\$4,308	(453)

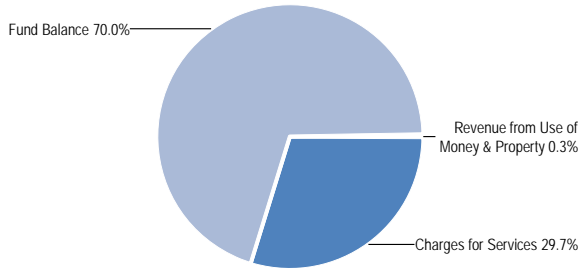
Purpose

To reduce flooding impacts from the Gonzales Slough.

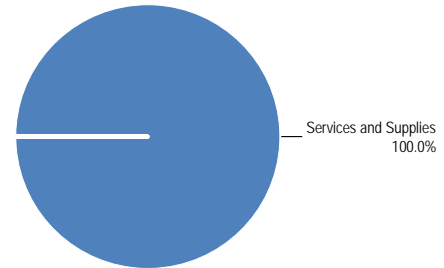
Water Resources

(Unit 8267— Fund 130)

Source of Funds



Use of Funds



Use of Funds

Expenditures	Prior Year 2013-2014	Adopted Budget 2014-2015	CY Estimate 2014-2015	Requested Budget 2015-2016	Recommended Budget 2015-2016	Recommended Change from Adopted
Services and Supplies	1,421,505	403,353	523,353	286,343	286,343	(117,010)
Other Charges	(144,207)	0	0	0	0	0
Capital Assets	12,071	40,000	40,000	0	0	(40,000)
Subtotal	\$1,289,369	\$443,353	\$563,353	\$286,343	\$286,343	(157,010)

Source of Funds

Revenues	Prior Year 2013-2014	Adopted Budget 2014-2015	CY Estimate 2014-2015	Requested Budget 2015-2016	Recommended Budget 2015-2016	Recommended Change from Adopted
Revenue from Use of Money & Property	1,586	1,000	1,000	1,000	1,000	0
Charges for Services	163,076	400,000	400,000	85,000	85,000	(315,000)
Miscellaneous Revenues	104,254	0	0	0	0	0
Other Financing Sources	810,805	263,258	263,258	0	0	(263,258)
Subtotal	\$1,079,721	\$664,258	\$664,258	\$86,000	\$86,000	(578,258)
Fund Balance	209,648	(220,905)	(100,905)	200,343	200,343	421,248
Total Source of Funds	\$1,289,369	\$443,353	\$563,353	\$286,343	\$286,343	(157,010)

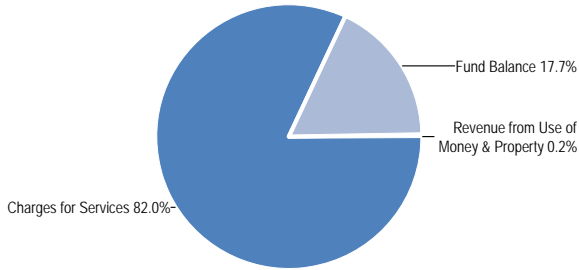
Purpose

To operate and maintain the Nacimiento Dam hydroelectric plant.

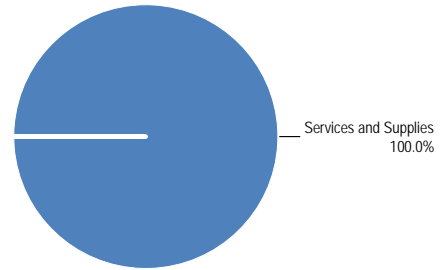
Water Resources

(Unit 8267— Fund 131)

Source of Funds



Use of Funds



Use of Funds

Expenditures	Prior Year 2013-2014	Adopted Budget 2014-2015	CY Estimate 2014-2015	Requested Budget 2015-2016	Recommended Budget 2015-2016	Recommended Change from Adopted
Services and Supplies	1,261,375	2,249,760	2,592,828	2,799,068	2,799,068	549,308
Other Charges	256,287	0	0	0	0	0
Capital Assets	0	130,000	130,000	0	0	(130,000)
Subtotal	\$1,517,662	\$2,379,760	\$2,722,828	\$2,799,068	\$2,799,068	419,308

Source of Funds

Revenues	Prior Year 2013-2014	Adopted Budget 2014-2015	CY Estimate 2014-2015	Requested Budget 2015-2016	Recommended Budget 2015-2016	Recommended Change from Adopted
Revenue from Use of Money & Property	5,772	6,000	6,000	6,000	6,000	0
Charges for Services	2,136,717	2,027,819	2,027,819	2,296,412	2,296,412	268,593
Subtotal	\$2,142,489	\$2,033,819	\$2,033,819	\$2,302,412	\$2,302,412	268,593
Fund Balance	(624,826)	345,941	689,009	496,656	496,656	150,715
Total Source of Funds	\$1,517,663	\$2,379,760	\$2,722,828	\$2,799,068	\$2,799,068	419,308

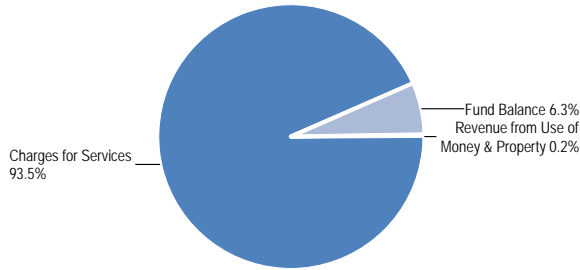
Purpose

To operate and maintain Castroville Seawater Intrusion Project.

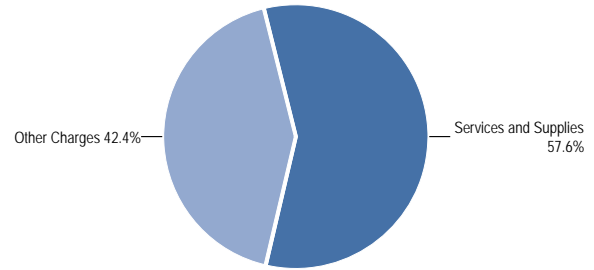
Water Resources

(Unit 8267— Fund 132)

Source of Funds



Use of Funds



Use of Funds

Expenditures	Prior Year 2013-2014	Adopted Budget 2014-2015	CY Estimate 2014-2015	Requested Budget 2015-2016	Recommended Budget 2015-2016	Recommended Change from Adopted
Services and Supplies	856,964	2,176,029	2,176,029	2,466,388	2,466,388	290,359
Other Charges	1,816,317	1,833,871	1,833,871	1,818,875	1,818,875	(14,996)
Subtotal	\$2,673,281	\$4,009,900	\$4,009,900	\$4,285,263	\$4,285,263	275,363

Source of Funds

Revenues	Prior Year 2013-2014	Adopted Budget 2014-2015	CY Estimate 2014-2015	Requested Budget 2015-2016	Recommended Budget 2015-2016	Recommended Change from Adopted
Revenue from Use of Money & Property	7,806	8,000	8,000	8,000	8,000	0
Charges for Services	3,489,852	3,496,275	3,496,275	4,007,201	4,007,201	510,926
Subtotal	\$3,497,659	\$3,504,275	\$3,504,275	\$4,015,201	\$4,015,201	510,926
Fund Balance	(824,377)	505,625	505,625	270,062	270,062	(235,563)
Total Source of Funds	\$2,673,282	\$4,009,900	\$4,009,900	\$4,285,263	\$4,285,263	275,363

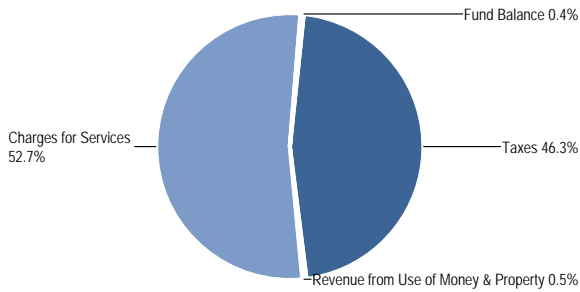
Purpose

To operate and maintain Salinas Valley Reclamation Project.

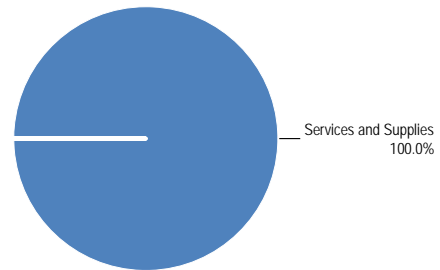
Water Resources

(Unit 8267— Fund 133)

Source of Funds



Use of Funds



Use of Funds

Expenditures	Prior Year 2013-2014	Adopted Budget 2014-2015	CY Estimate 2014-2015	Requested Budget 2015-2016	Recommended Budget 2015-2016	Recommended Change from Adopted
Services and Supplies	2,035,652	2,036,162	2,036,162	2,142,694	2,142,694	106,532
Subtotal	\$2,035,652	\$2,036,162	\$2,036,162	\$2,142,694	\$2,142,694	106,532

Source of Funds

Revenues	Prior Year 2013-2014	Adopted Budget 2014-2015	CY Estimate 2014-2015	Requested Budget 2015-2016	Recommended Budget 2015-2016	Recommended Change from Adopted
Taxes	823,918	925,548	925,548	992,859	992,859	67,311
Revenue from Use of Money & Property	12,183	11,200	11,200	11,200	11,200	0
Intergovernmental Revenues	57,237	0	0	0	0	0
Charges for Services	1,095,898	1,107,985	1,107,985	1,130,145	1,130,145	22,160
Subtotal	\$1,989,236	\$2,044,733	\$2,044,733	\$2,134,204	\$2,134,204	89,471
Fund Balance	46,416	(8,571)	(8,571)	8,490	8,490	17,061
Total Source of Funds	\$2,035,652	\$2,036,162	\$2,036,162	\$2,142,694	\$2,142,694	106,532

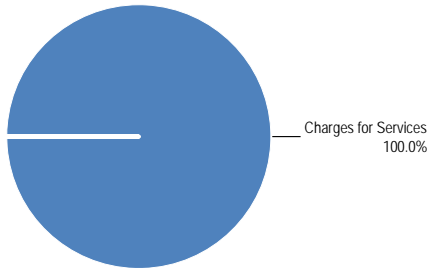
Purpose

To meet Salinas Valley Bond Issue requirement to place all pledged revenues into a single fund and pay Salinas Valley Water Project Bond debt service.

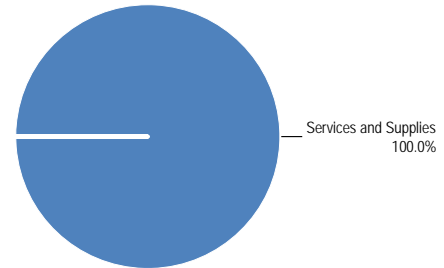
Water Resources

(Unit 8267— Fund 134)

Source of Funds



Use of Funds



Water Resources Agency

Use of Funds

Expenditures	Prior Year 2013-2014	Adopted Budget 2014-2015	CY Estimate 2014-2015	Requested Budget 2015-2016	Recommended Budget 2015-2016	Recommended Change from Adopted
Services and Supplies	483,631	730,197	1,361,156	712,424	712,424	(17,773)
Subtotal	\$483,631	\$730,197	\$1,361,156	\$712,424	\$712,424	(17,773)

Source of Funds

Revenues	Prior Year 2013-2014	Adopted Budget 2014-2015	CY Estimate 2014-2015	Requested Budget 2015-2016	Recommended Budget 2015-2016	Recommended Change from Adopted
Revenue from Use of Money & Property	4,544	0	0	0	0	0
Charges for Services	1,679,916	661,584	661,584	1,542,905	1,542,905	881,321
Subtotal	\$1,684,459	\$661,584	\$661,584	\$1,542,905	\$1,542,905	881,321
Fund Balance	(1,200,829)	68,613	699,572	(830,481)	(830,481)	(899,094)
Total Source of Funds	\$483,630	\$730,197	\$1,361,156	\$712,424	\$712,424	(17,773)


Purpose

To provide for operations and maintenance of the Salinas River Diversion Facility.

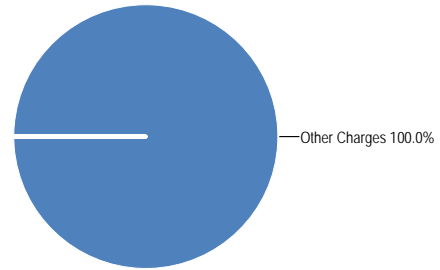
Water Resources

(Unit 8267— Fund 303)

Source of Funds



Use of Funds



Use of Funds

Expenditures	Prior Year 2013-2014	Adopted Budget 2014-2015	CY Estimate 2014-2015	Requested Budget 2015-2016	Recommended Budget 2015-2016	Recommended Change from Adopted
Other Charges	1,859,558	1,883,536	1,883,536	1,859,657	1,859,657	(23,879)
Subtotal	\$1,859,558	\$1,883,536	\$1,883,536	\$1,859,657	\$1,859,657	(23,879)

Source of Funds

Revenues	Prior Year 2013-2014	Adopted Budget 2014-2015	CY Estimate 2014-2015	Requested Budget 2015-2016	Recommended Budget 2015-2016	Recommended Change from Adopted
Revenue from Use of Money & Property	9,494	15,000	15,000	15,000	15,000	0
Charges for Services	2,000,000	1,900,000	1,900,000	1,850,000	1,850,000	(50,000)
Subtotal	\$2,009,494	\$1,915,000	\$1,915,000	\$1,865,000	\$1,865,000	(50,000)
Fund Balance	(149,936)	(31,464)	(31,464)	(5,343)	(5,343)	26,121
Total Source of Funds	\$1,859,558	\$1,883,536	\$1,883,536	\$1,859,657	\$1,859,657	(23,879)

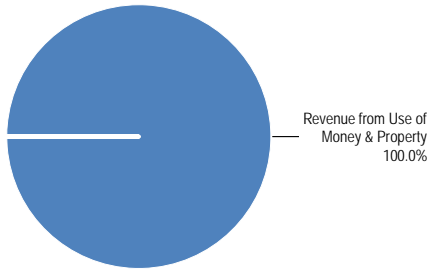
Purpose

Provide debt service to the Castroville Seawater Intrusion Project.

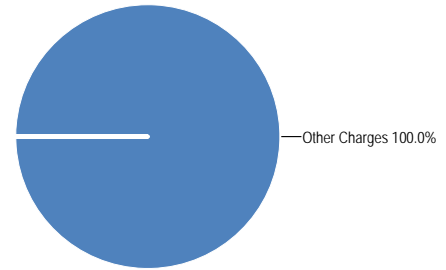
Water Resources

(Unit 8267— Fund 313)

Source of Funds



Use of Funds



Use of Funds

Expenditures	Prior Year 2013-2014	Adopted Budget 2014-2015	CY Estimate 2014-2015	Requested Budget 2015-2016	Recommended Budget 2015-2016	Recommended Change from Adopted
Other Charges	2,137,963	2,137,863	2,137,863	2,138,313	2,138,313	450
Subtotal	\$2,137,963	\$2,137,863	\$2,137,863	\$2,138,313	\$2,138,313	450

Source of Funds

Revenues	Prior Year 2013-2014	Adopted Budget 2014-2015	CY Estimate 2014-2015	Requested Budget 2015-2016	Recommended Budget 2015-2016	Recommended Change from Adopted
Revenue from Use of Money & Property	2,137,961	2,137,863	2,137,863	2,138,313	2,138,313	450
Subtotal	\$2,137,961	\$2,137,863	\$2,137,863	\$2,138,313	\$2,138,313	450
Fund Balance	2	0	0	0	0	0
Total Source of Funds	\$2,137,963	\$2,137,863	\$2,137,863	\$2,138,313	\$2,138,313	450

Purpose

A requirement to transfer funds for payment of the Salinas Valley Water Project Bond.



This page intentionally left blank.