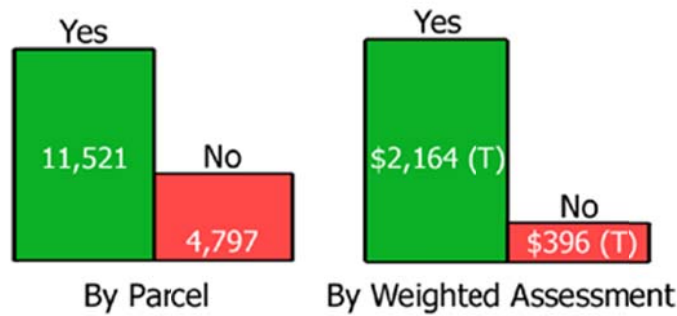


Salinas Valley Water Project Proposition 218 Ballot Proceeding Result

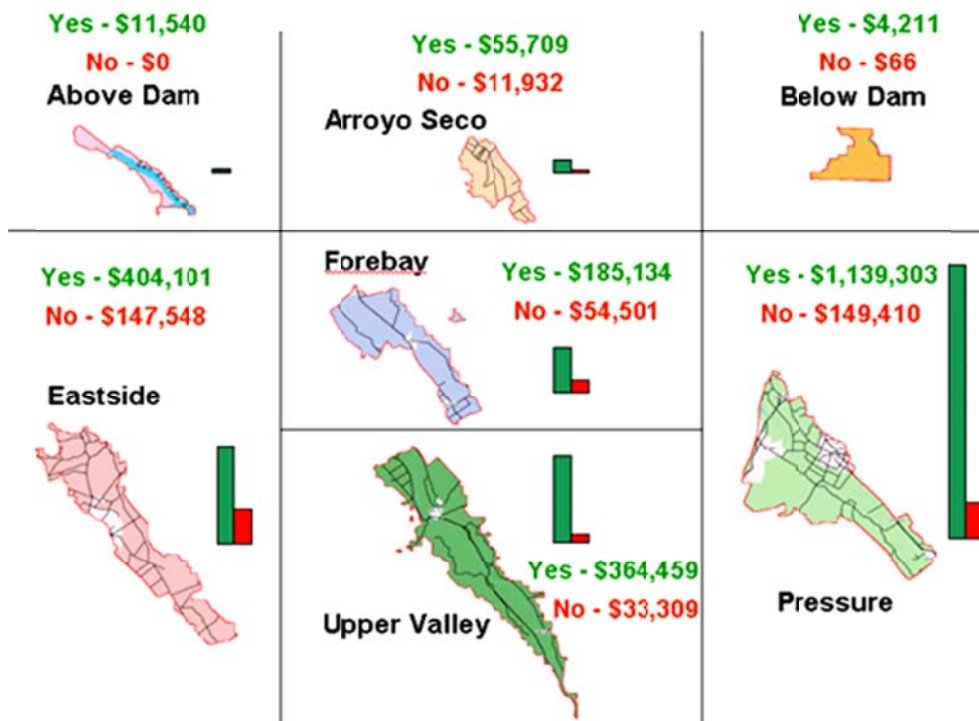
April 8, 2003

Ballot Proceeding Results

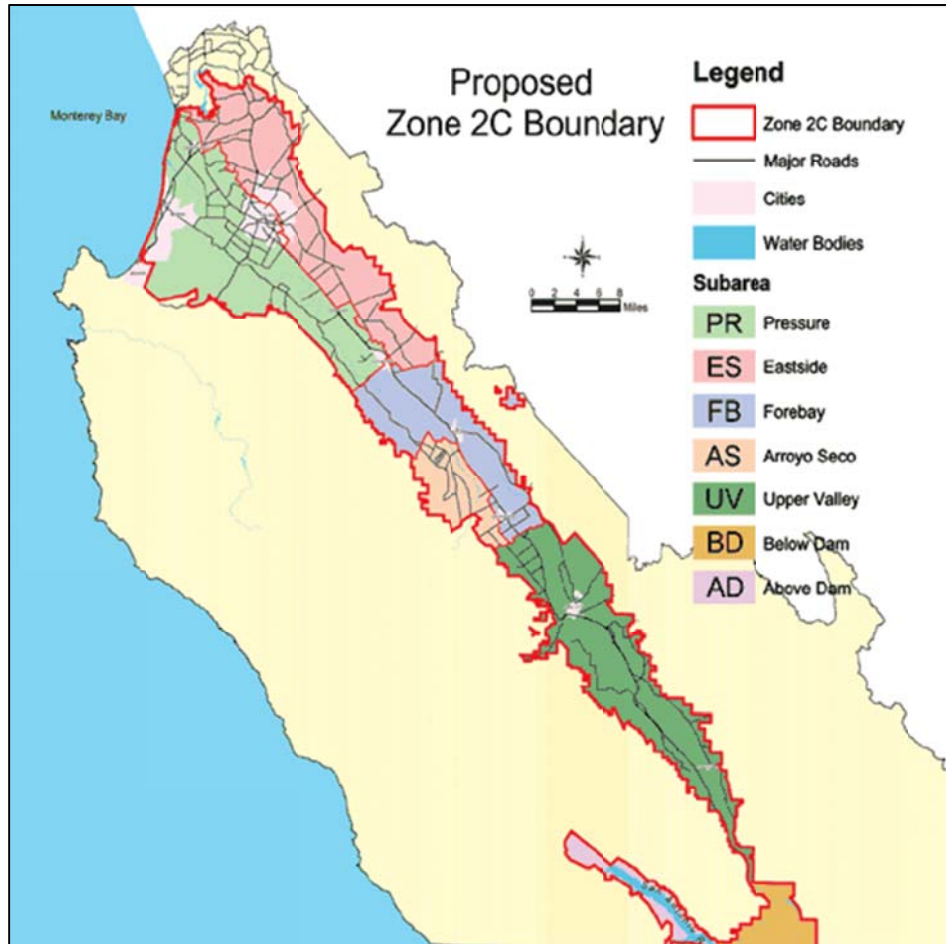


- Parcel Ballots**
 Yes Votes – 11,521
 No Votes – 4,797
- Weighted Assessments**
 Yes - \$2,164,455.95
 No - \$396,765.54
- Weighted Assessments - 64% of total assessment
- Weighted Assessment - 85% yes
- Unsigned ballots
 Yes - \$87,097.85
 No - \$31,277.27
- Blank Ballots – 476 - \$87,813.86

Weighted Assessments By Subarea



Zone 2C Boundary



Proposed Assessments

(Including Reservoir O&M, Spillway Modifications, & Diversion Facility)

Subarea/Subarea Code	Reservoir Operations	Spillway	Diversion	Assessment Administration	Proposed Total Assessment per Acre
Extended Upper Valley Above Dam (AD)	\$7.04	\$1.82	–	\$1.03	\$9.89
Extended Upper Valley Below Dam (BD)	\$7.55	\$1.28	–	\$1.03	\$9.86
Upper Valley (UV)	\$6.77	\$1.05	–	\$1.03	\$8.85
Forebay (FB)	\$7.03	\$1.14	–	\$1.03	\$9.20
Pressure (PR)	\$14.85	\$2.87	\$6.18	\$1.03	\$24.93
East Side (ES)	\$8.07	\$2.19	\$5.15	\$1.03	\$16.44
Arroyo Seco (AS)	\$2.60	\$0.46	–	\$1.03	\$4.09